



Pool Permit Application

Address of Work: _____

Property Owner: _____

Phone _____

Address _____

City, State Zip _____

General Contractor _____

Phone _____

Address _____

City, State Zip _____

Electrician _____

Project Cost _____

Signature _____ Date _____

Information to be submitted when applying for permit:

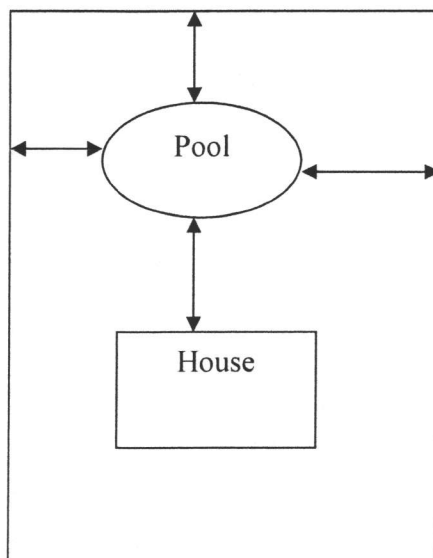
1. A Survey of the property.
2. Pool location on the Lot.
3. Pool Dimensions
Length _____ Width _____ Depth _____
4. Drawings or plans indicating type (gunite or vinyl) and construction (slopes) of the pool. (see insert example).
5. Details of the safety, gate (see insert example).
6. Details of the electrical installation.
7. Pool Class and/or Type
 - a. Commercial (A-D or N and VI-XI)
 - b. Residential (O or I-V).

Pool Permit Sketch

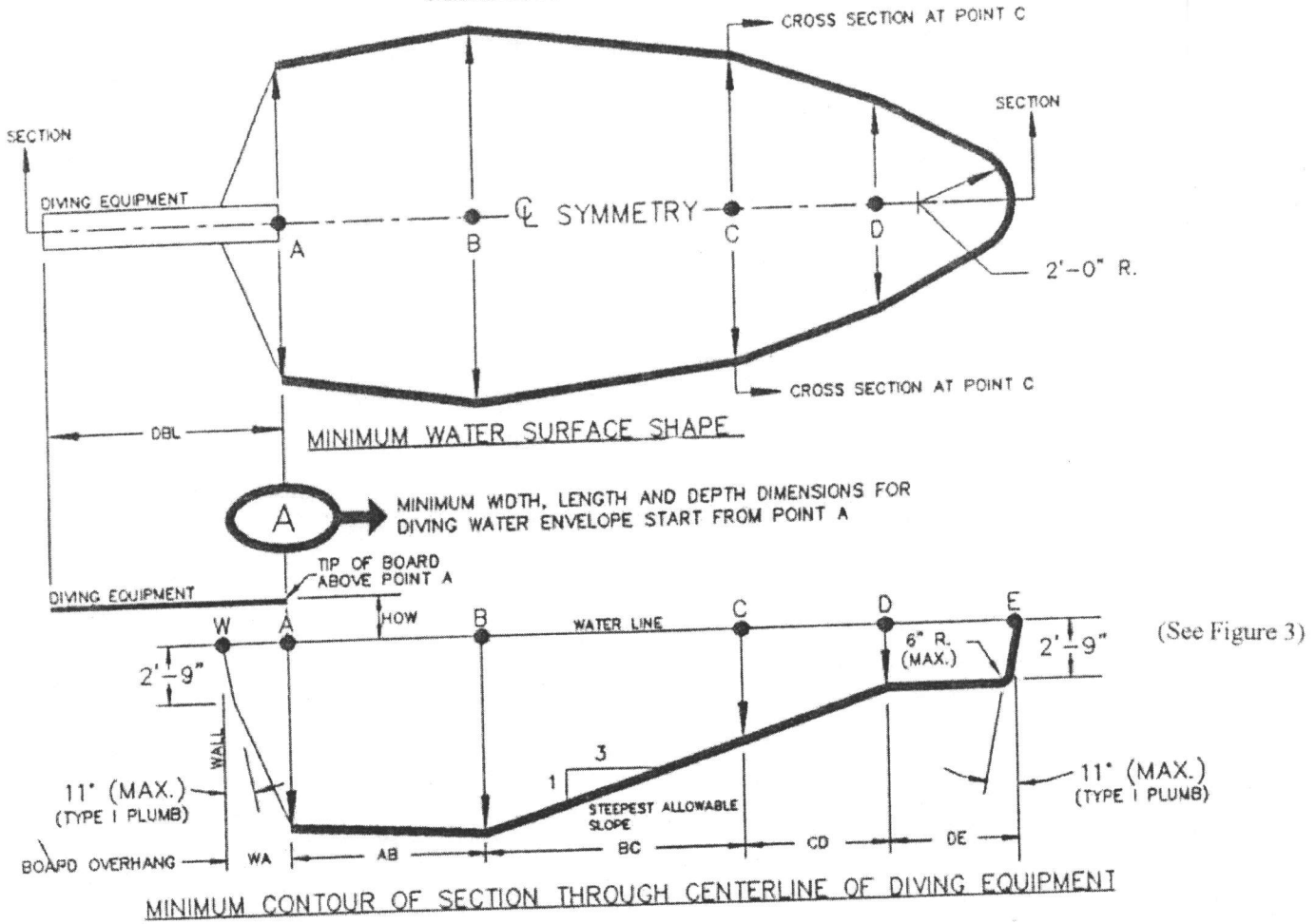
Indicate the following information on the sketch:

1. Distance to the lot lines, street and house.
2. Location of overhead or below grade utilities.
3. Location of safety barrier.
4. Location of gate in safety barrier.
5. Location of the ladder and/or swim-out and hand rails.
6. Type and Location of Pump.
7. Type and Location of light fixtures, switches and receptacles within 20'
8. Location of pool deck if applicable (Note: A pool deck will require additional construction details including dimensions, type of lumber, guards and steps).
9. Location and type of pool drainage system. (where is it draining to)

See: City of Fairhope Electrical Code Supplement for bonding and electrical requirements for pools.



**FIGURE 5
MINIMUM DIVING WATER ENVELOPE**

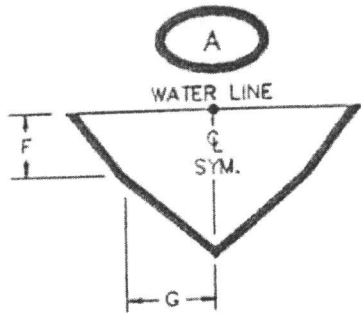


POOL TYPE	MAX. DIVING BOARD LENGTH DBL**	MAX. HEIGHT OVER WATER HOW**	MINIMUM DEPTHS AT POINT				MINIMUM WIDTHS AT POINT				MINIMUM LENGTHS BETWEEN POINTS				
			A	B	C	D	A	B	C	D	WA	AB	BC	CD*	
DIVING EQUIPMENT															
0															
I	6' DB/6' JB	20"	6'-0"	7'-6"	5'-0"	2'-9"	10'-0"	12'-0"	10'-0"	8'-0"	1'-6"	7'-0"	7'-6"	VARIABLES	
II	8' DB/6' JB	20"	6'-0"	7'-6"	5'-0"	2'-9"	12'-0"	15'-0"	12'-0"	8'-0"	1'-6"	7'-0"	7'-6"	VARIABLES	
III	10' DB/8' JB	26"	6'-10"	8'-0"	5'-0"	2'-9"	12'-0"	15'-0"	12'-0"	8'-0"	2'-0"	7'-6"	9'-0"	VARIABLES	
IV	10' DB/8' JB	30"	7'-8"	8'-6"	5'-0"	2'-9"	15'-0"	18'-0"	15'-0"	9'-0"	2'-6"	8'-0"	10'-6"	VARIABLES	
V	12' DB/8' JB	40"	8'-6"	9'-0"	5'-0"	2'-9"	15'-0"	18'-0"	15'-0"	9'-0"	3'-0"	9'-0"	12'-0"	VARIABLES	

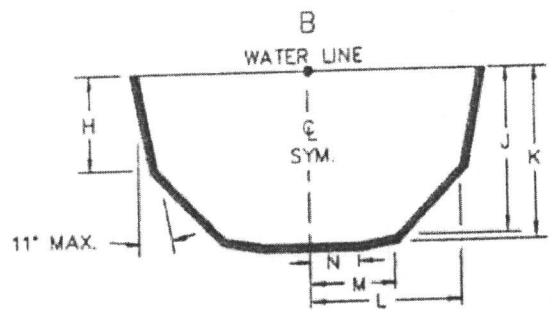
NOTE:

1. See Appendix J for Individual Pool Type Minimum Diving Water Envelopes.
- * 2. Min. length between points CD may vary based upon water depth at point D and the slope between points C & D.
- ** 3. ABBREVIATIONS: DBL = Diving Board Length, DB = Diving Board, JB = Jump Board, HOW = Height Over Water
4. **IMPORTANT:** The walls of a Type I Pool, when defining the Maximum Diving Water Envelope shall be plumb.
5. Figure 5 drawings are not to scale.

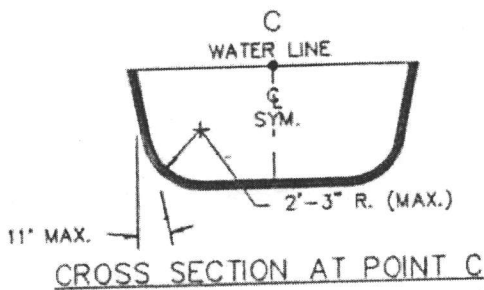
FIGURE 5 - Continued
MINIMUM DIVING WATER ENVELOPE



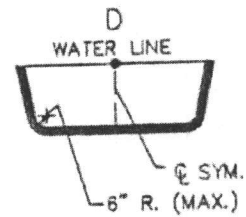
CROSS SECTION AT POINT A



CROSS SECTION AT POINT B



CROSS SECTION AT POINT C



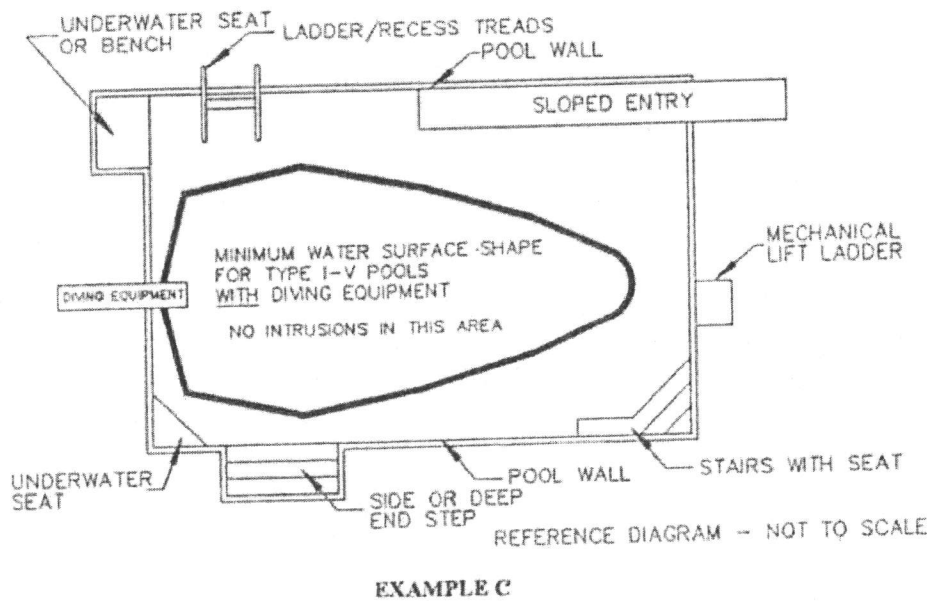
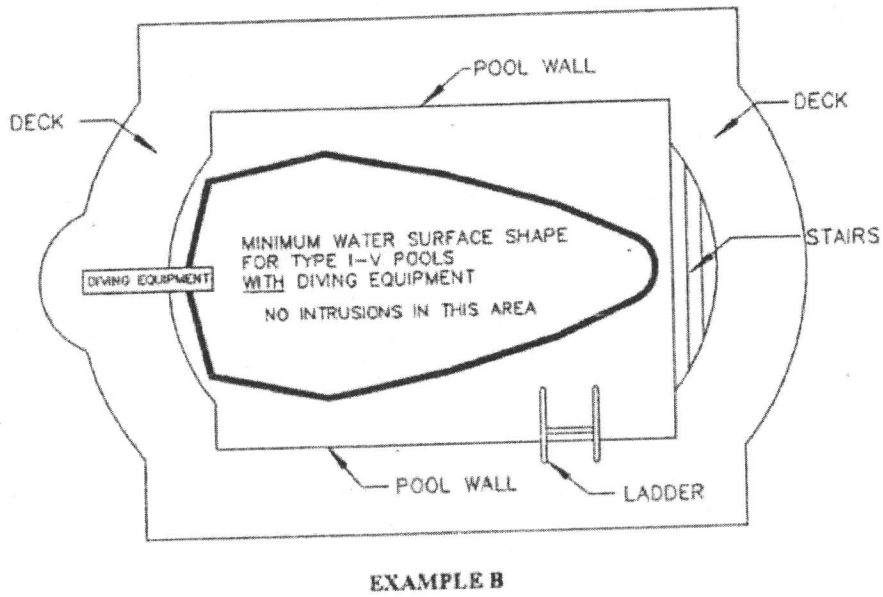
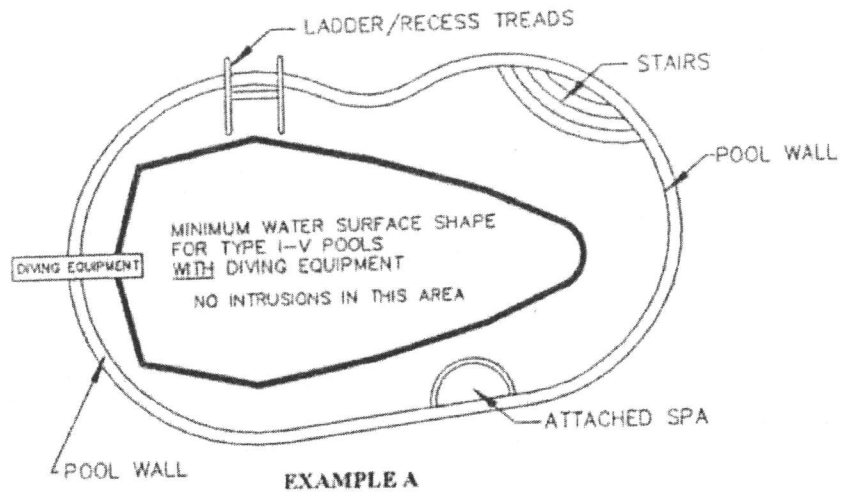
CROSS SECTION AT POINT D

MINIMUM LENGTHS BETWEEN POINTS		CROSS SECTIONAL DIMENSIONS AT POINT A		CROSS SECTIONAL DIMENSIONS AT POINT B						POOL TYPE	
DE	WE	F	G	H	J	K	L	M	N		
IS PROHIBITED											0
6'-0"	28'-9"	2'-9"	5'-0"	4'-0"	7'-2 1/2"	7'-6"	6'-0"	3'-9"	2'-1 1/2"	I	
6'-0"	28'-9"	2'-9"	3'-10"	4'-2"	7'-2 1/2"	7'-6"	6'-8"	3'-9"	2'-1 1/2"	II	
6'-0"	31'-3"	2'-9"	4'-4 3/4"	4'-4 1/2"	7'-5 1/2"	8'-0"	6'-7"	3'-11 1/2"	1'-7 1/2"	III	
6'-0"	33'-9"	2'-9"	5'-10 1/2"	3'-10"	7'-8"	8'-6"	8'-3"	5'-7"	2'-7"	IV	
6'-0"	36'-9"	2'-9"	6'-2"	3'-11 1/2"	7'-9 1/2"	9'-0"	8'-2 1/2"	5'-9"	2'-1"	V	

6. All dimensions are minimum, except where noted as maximum.
7. One half (1/2) the width shown at each point shall be available on each side of the diving equipment centerline.
8. Minimum water depth under tip of diving board (point A) is important to maintain.

FIGURE 7

EXAMPLES OF THE MINIMUM DIVING WATER ENVELOPE - TOP VIEW





CITY CODE
Swimming Pool Enclosure

7-8

7-10

FAIRHOPE CODE

Sec.7-8. Swimming pool enclosures-Required.

As used in sections 7-9 and 7-10, the term "family pool" means a swimming pool used or intended to be used solely by the owner, operator or lessee thereof and such person's family and by friends invited to use it without payment of any fee; and is considered a body of water in an artificial or semi-artificial receptacle or other container, whether located indoors or outdoors. (Ord. No. 575, § 1, 4-26-76)

Sec.7-9. Same – Specifications; applicability.

- (a) Every outdoor family swimming pool shall be completely surrounded by a fence or wall not less than four (4) feet in height, which shall be so constructed as not to have openings, holes or gaps larger than four (4) inches in any dimension except for doors and gates; and if a picket fence is erected or maintained, the horizontal dimension of gaps shall not exceed four (4) inches. A dwelling house or accessory building may be used as part of such enclosure.
 - (b) All gates and doors opening through such enclosure shall be equipped with a self-closing and self-latching device for keeping the gate or door securely closed at all times when not in actual use, except that the door of any dwelling which forms a part of the enclosure need not be so equipped.
 - (c) This requirement shall be applicable to all family pools, existing or hereafter constructed, other than indoor pools, and shall apply to all pools which have a maximum depth of eighteen (18) inches of water.
 - (d) No person in possession of land within the city, either as owner, purchaser, lessee, tenant or licensee, upon which is situated a family swimming pool having a maximum depth of eighteen (18) or more inches shall fail to provide and maintain such fence or wall as herein provided. (Ord. No. 575, § 2, 4-26-76)
- Cross reference – See also the swimming pool code, adopted in § 7-1.